

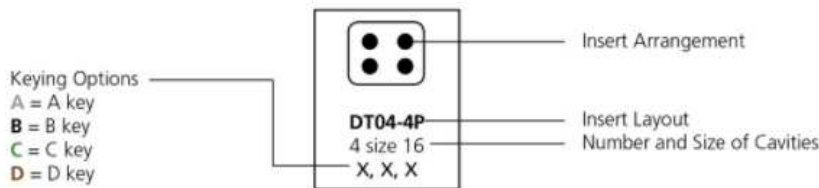
# DT Series Overview

DEUTSCH DT Series connectors offer field proven reliability and rugged quality. The DT design strengths include optional flange mounting, multi-pin arrangements, lower cost, and design flexibility. The DT Series offers the designer the ability to use multiple size 16 contacts, each with 13 amp continuous capacity, within a single shell.



## Configurations

Click Image to Enlarge



**DT0\*-2\***  
2 size 16




**DT0\*-3\***  
3 size 16




**DT0\*-4\***  
4 size 16



**DT0\*-6\***  
6 size 16



**DT0\*-08\*\***  
8 size 16  
A, B, C, D



**DT0\*-12\*\***  
12 size 16  
A, B, C, D

## Dimensions



Cavity	DT Plug			DT Receptacle		
	Overall Length A	Overall Height B	Overall Width C	Overall Length D	Overall Height E	Overall Width F
2	1.118 (28.4)	.628 (15.95)	.591 (15.01)	1.708 (43.38)	.670 (17.02)	.675 (17.15)
3	1.118 (28.4)	.934 (23.72)	.718 (18.23)	1.698 (43.13)	.973 (24.71)	.832 (21.13)
4	1.218 (30.94)	.724 (18.39)	.716 (18.19)	1.808 (45.92)	.776 (19.71)	.820 (20.83)
6	1.218 (30.94)	.891 (22.63)	.716 (18.19)	1.808 (45.92)	.951 (24.16)	.820 (20.83)
8	1.217 (30.91)	.776 (19.71)	1.465 (37.21)	1.798 (45.67)	1.000 (25.40)	1.435 (36.45)
12	1.218 (30.94)	.716 (18.19)	1.597 (40.56)	1.808 (45.92)	.876 (22.25)	1.597 (40.56)

Dimensions are for reference only.

## Performance Specifications

DEUTSCH electrical connectors will stand up to the harsh environmental challenges that are common to industrial markets that require advanced performance. Proper parts, procedures, and tooling must be used.

### Temperature

Operating at temperatures from -55° C to +125° C continuous at rated current.

### Durability

No electrical or mechanical defects after 100 cycles of engagement and disengagement.

### Vibration

No unlocking or unmating and exhibits no mechanical or physical damage after sinusoidal vibration levels of 20 G's at 10 to 2000 Hz in each of the three mutually perpendicular planes. No electrical discontinuities longer than 1 microsecond.

### Physical Shock

No unlocking, unmating, or other unsatisfactory result during or after 50 G's in each of three mutually perpendicular planes. No electrical discontinuities longer than 1 microsecond. MIL-STD 202, Method 213, Condition "C".

### Fluid Resistance

Connectors show no damage when exposed to most fluids used in industrial applications.

### Insulation Resistance

1000 megohms minimum at 25° C.

### Moisture Resistance

Properly wired and mated connections will withstand immersion under three feet of water without loss of electronic qualities or leakage.

### Dielectric Withstanding Voltage

Current leakage less than 2 milliamps at 1500 VAC.

### Thermal Cycle

No cracking, chipping or leaking after 20 test cycles from -55° C to +125° C.